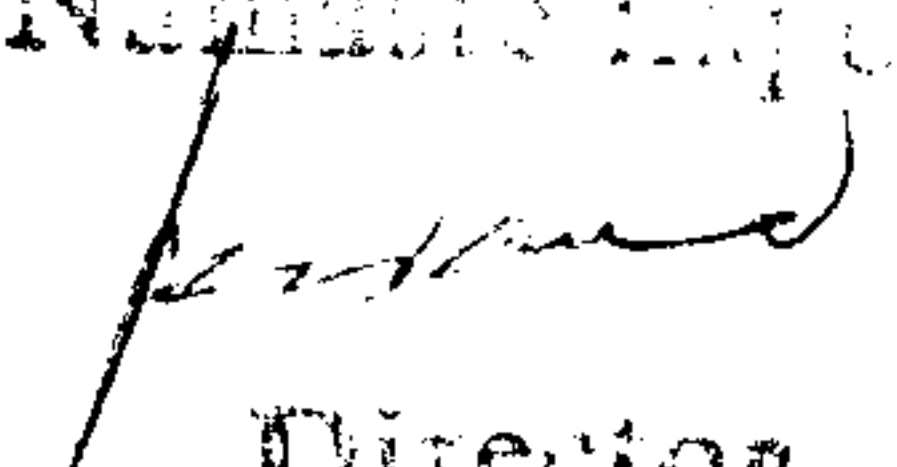
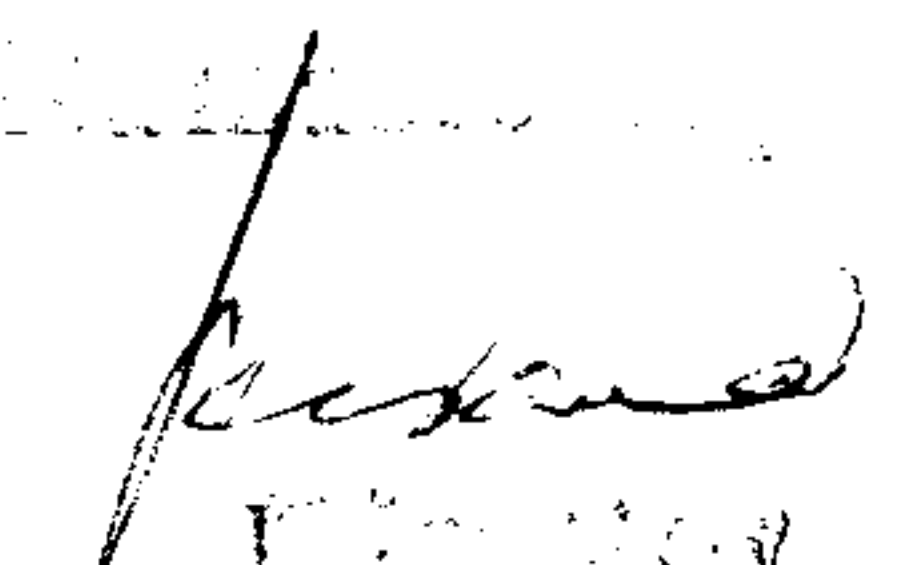


NAMASTE EXPORTS LIMITED
 "NAMASTE COMPLEX" 1/2,
 Vittal Nagar, Chatterajpet,
 BANGALORE-560 010, INDIA
 Introductory sub-table (I)(a)

| | | | |
|--|--------------------------------------|--|---|
| Name of the Company: NAMASTE EXPORTS LIMITED | | | |
| Scrip Code, Name of the scrip, class of security: 526059 | | | |
| Quarter ended: 31.03.2014 | | | |
| Partly paid-up shares:- | | | |
| | No. of partly paid-up shares | As a % of total no. of partly paid-up shares | As a % of total no. of shares of the company |
| Held by promoter/promoter group | 0 | 0 | 0 |
| Held by public | | 0 | 0 |
| Total | 0 | 0 | 0 |
| Outstanding convertible securities:- | | | |
| | No. of outstanding securities | As a % of total no. of outstanding convertible securities | As a % of total no. of shares of the company, assuming full conversion of the convertible securities |
| Held by promoter/promoter group | 0 | 0 | 0 |
| Held by public | 0 | 0 | 0 |
| Total | 0 | 0 | 0 |
| Warrants:- | | | |
| | No. of warrants | As a % of total no. of warrants | As a % of total no. of shares of the company, assuming full conversion of warrants |
| Held by promoter/promoter group | 0 | 0 | 0 |
| Held by public | 0 | 0 | 0 |
| Total | 0 | 0 | 0 |
| Total paid-up capital of the company, assuming full conversion of warrants and convertible securities | | 43214230 | |

For Namaste Exports Ltd

Director

| Statement Showing Shareholding Pattern | | | | | | | | |
|--|--|------------------------|------------------------|--|--|----------------------------|--|-----------------------|
| Category code | Category of Shareholder | Number of Shareholders | Table (I)(a) | | Total shareholding as a percentage of total number of shares | | Shares Pledged or otherwise encumbered | |
| | | | Total number of shares | Number of shares held in dematerialized form | As a percentage of (A+B) ¹ | As a percentage of (A+B+C) | Number of shares | As a percentage |
| (I) | (II) | (III) | (IV) | (V) | (VI) | (VII) | (VIII) | (IX)= (VIII)/(IV)*100 |
| (A) | Shareholding of Promoter and Promoter Group² | | | | | | | |
| 1 | Indian | | | | | | | |
| (a) | Individuals/ Hindu Undivided Family | 81 | 22733565 | 14705 | 52.61 | 52.61 | 0 | 0.00 |
| (b) | Central Government/ State Government(s) | | | | 0.00 | 0.00 | 0 | 0.00 |
| (c) | Bodies Corporate | | | | 0.00 | 0.00 | 0 | 0.00 |
| (d) | Financial Institutions/ Banks | | | | 0.00 | 0.00 | 0 | 0.00 |
| (e) | Any Others(Specify) | | | | 0.00 | 0.00 | 0 | 0.00 |
| (e-i) | | | | | 0.00 | 0.00 | 0 | 0.00 |
| (e-ii) | | | | | 0.00 | 0.00 | 0 | 0.00 |
| | | | | | | | | |
| | Sub Total(A)(1) | 81 | 22733565 | 14705 | 52.61 | 52.61 | 0 | 0.00 |
| 2 | Foreign | | | | | | | |
| a | Individuals (Non-Residents Individuals/ Foreign Individuals) | | | | 0.00 | 0.00 | 0 | 0.00 |
| b | Bodies Corporate | | | | 0.00 | 0.00 | 0 | 0.00 |
| c | Institutions | | | | 0.00 | 0.00 | 0 | 0.00 |
| d | Qualified Foreign Investor | | | | 0.00 | 0.00 | 0 | 0.00 |
| e | Any Others(Specify) | | | | 0.00 | 0.00 | 0 | 0.00 |
| e-i | | | | | 0.00 | 0.00 | 0 | 0.00 |
| e-ii | | | | | | | | |
| | Sub Total(A)(2) | 0 | 0 | 0 | 0.00 | 0.00 | 0 | 0.00 |
| | Total Shareholding of | 81 | 22733565 | 14705 | 52.61 | 52.61 | 0 | 0.00 |
| (B) | Public shareholding | | | | | | | |
| 1 | Institutions | | | | | | | |
| (a) | Mutual Funds/ UTI | 9 | 33200 | 0 | 0.08 | 0.08 | 0 | 0.00 |
| (b) | Financial Institutions/ Banks | 9 | 5678050 | 100000 | 13.14 | 13.14 | 0 | 0.00 |
| (c) | Central Government/ State Government(s) | 1 | 2051200 | 0 | 4.75 | 4.75 | 0 | 0.00 |
| (d) | Venture Capital Funds | | | | 0.00 | 0.00 | 0 | 0.00 |
| (e) | Insurance Companies | | | | 0.00 | 0.00 | 0 | 0.00 |


 Director

NAMASTE EXPORTS LIMITED
 "NAMASTE CITY" 2/17/2,
 Vittal Nagar, Chikballapur,
 BANGALORE-500 018, INDIA

| Category code | Category of Shareholder | Number of Shareholders | Total number of shares | Number of shares held in dematerialized form | Total shareholding as a percentage of total number of shares | | Shares Pledged or otherwise encumbered | |
|---------------|---|------------------------|------------------------|--|--|----------------------------|--|-----------------|
| | | | | | As a percentage of (A+B) ¹ | As a percentage of (A+B+C) | Number of shares | As a percentage |
| (f) | Foreign Institutional Investors | | | | 0.00 | 0.00 | 0 | 0.00 |
| (g) | Foreign Venture Capital Investors | | | | 0.00 | 0.00 | 0 | 0.00 |
| (h) | Qualified Foreign Investor | | | | 0.00 | 0.00 | 0 | 0.00 |
| (i) | Any Other (specify) | | | | 0.00 | 0.00 | 0 | 0.00 |
| (i-ii) | Foreign FI/Banks | 1 | 4500 | 4500 | 0.01 | 0.01 | 0 | 0.00 |
| (i-ii) | | | | | | | | |
| | Sub-Total (B)(1) | 20 | 7766950 | 104500 | 17.97 | 17.97 | 0 | 0.00 |
| | | | | | | | 0 | 0.00 |
| B 2 | Non-institutions | | | | | | 0 | 0.00 |
| (a) | Bodies Corporate | 127 | 9363650 | 528600 | 21.67 | 21.67 | 0 | 0.00 |
| (b) | Individuals | | | | 0.00 | 0.00 | 0 | 0.00 |
| I | Individuals -i. Individual shareholders holding nominal share capital up to Rs 1 lakh | 11784 | 2812827 | 822132 | 6.51 | 6.51 | 0 | 0.00 |
| II | ii. Individual shareholders holding nominal share capital in excess of Rs. 1 lakh. | 9 | 509900 | 45100 | 1.18 | 1.18 | 0 | 0.00 |
| (c) | Qualified Foreign Investor | | | | 0.00 | 0.00 | 0 | 0.00 |
| (d) | Any Other (specify): Hindu Undivided families | 28 | 5403 | 5403 | 0.01 | 0.01 | 0 | 0.00 |
| (d-i) | NRI+OCB | 25 | 21935 | 2175 | 0.05 | 0.05 | 0 | 0.00 |
| (d-ii) | | | | | | | 0 | 0.00 |
| | | | | | | | 0 | 0.00 |
| | Sub-Total (B)(2) | 11973 | 12713715 | 1403410 | 29.42 | 29.42 | 0 | 0.00 |
| | | | | | | | | |
| (B) | Tota Public Shareholding (B)= (B)(1)+(B)(2) | 11993 | 20480665 | 1507910 | 47.39 | 47.39 | 0 | 0.00 |
| | | | | | | | 0 | 0.00 |
| | TOTAL (A)+(B) | 12074 | 43214230 | 1522615 | 100.00 | 100.00 | 0 | 0.00 |
| | | | | | | | | |
| (C) | Shares held by Custodians and against which Depository Receipts have been issued | | | | | | | |
| 1 | Promoter and Promoter Group | 0 | 0 | 0 | | 0.00 | 0 | 0.00 |
| 2 | Public | 0 | 0 | 0 | | 0.00 | 0 | 0.00 |
| | Sub-Total (C) | 0 | 0 | 0 | | 0 | 0 | 0.00 |
| | | | | | | | | |
| | GRAND TOTAL (A)+(B) | 12074 | 43214230 | 1522615 | | 100.00 | 0 | 0.00 |

Person

NAMASTE EXPORTS LIMITED
"NAMASTE COMPLEX" 21/2,
Vittal Nagar, Chamrajpet,
BANGALORE-560 018, INDIA


| Sr.No | Notes |
|-------|-------|
| 1 | |
| 2 | |
| 3 | |
| 4 | |
| 5 | |
| 6 | |
| 7 | |
| 8 | |
| 9 | |



SUNTECH INFRASTRUCTURE LIMITED
 10th Floor, 10th Cross, 10th Main,
 10th Cross, 10th Main, 10th Cross,
 Bangalore - 560025, India

(I)(b) Statement showing holding of securities (including shares, warrants, convertible securities) of persons belonging to the category "Promoter and Promoter Group"

| Sr. No. | Name of the shareholder | Details of Shares held | | Encumbered shares (*) | | | Details of warrants | | Details of convertible securities | | Total shares (including underlying shares assuming full conversion of warrants and convertible securities) as a % of diluted share capital |
|---------|-------------------------|------------------------|-----------------------------------|-----------------------|--------------------|--|-------------------------|---|---------------------------------------|---|--|
| | | Number of shares held | As a % of grand total (A)+(B)+(C) | No. | As a percentage | As a % of grand total (A)+(B)+(C) of sub-clause (I)(a) | Number of warrants held | As a % total number of warrants of the same class | Number of convertible securities held | As a % total number of convertible securities of the same class | |
| (i) | (ii) | (iii) | (iv) | (v) | (vi)=(v)/(iii)*100 | (vii) | (viii) | (ix) | (x) | (xi) | (xii) |
| 1 | H S DWARAKNATH | 8050 | 0.02 | | NIL | NIL | | NIL | | NIL | NIL |
| 2 | RAJALAKSHMI G K AYYA | 1010 | 0.00 | | NIL | NIL | | NIL | | NIL | NIL |
| 3 | MEERA KESHAV | 10110 | 0.02 | | NIL | NIL | | NIL | | NIL | NIL |
| 4 | MUNEEM ATHER | 1980 | 0.00 | | NIL | NIL | | NIL | | NIL | NIL |
| 5 | PREMA LATHA | 21880 | 0.05 | | NIL | NIL | | NIL | | NIL | NIL |
| 6 | A T PICARDO | 21180 | 0.05 | | NIL | NIL | | NIL | | NIL | NIL |
| 7 | CM DIWAKAR SHASTRY | 21880 | 0.05 | | NIL | NIL | | NIL | | NIL | NIL |
| 8 | ASHOKA HEGDE | 2860 | 0.01 | | NIL | NIL | | NIL | | NIL | NIL |
| 9 | SHAILAJA HEGDE | 7260 | 0.02 | | NIL | NIL | | NIL | | NIL | NIL |
| 10 | M V NAGESH | 1300 | 0.00 | | NIL | NIL | | NIL | | NIL | NIL |
| 11 | SRINATH | 1300 | 0.00 | | NIL | NIL | | NIL | | NIL | NIL |
| 12 | JAGADISH HEGDE | 1300 | 0.00 | | NIL | NIL | | NIL | | NIL | NIL |
| 13 | BHARATHESH KHANDIGE | 13450 | 0.03 | | NIL | NIL | | NIL | | NIL | NIL |
| 14 | VANI SHASTRY | 1000 | 0.00 | | NIL | NIL | | NIL | | NIL | NIL |
| 15 | RAMA SHASTRY | 1000 | 0.00 | | NIL | NIL | | NIL | | NIL | NIL |
| 16 | M V SRIDHAR RAO | 650 | 0.00 | | NIL | NIL | | NIL | | NIL | NIL |
| 17 | LALITHA HEGDE | 1300 | 0.00 | | NIL | NIL | | NIL | | NIL | NIL |
| 18 | SATHEESH KHANDIGE | 2650 | 0.01 | | NIL | NIL | | NIL | | NIL | NIL |
| 19 | SUNDERESHA A S | 650 | 0.00 | | NIL | NIL | | NIL | | NIL | NIL |
| 20 | NARASIMHAN | 50 | 0.00 | | NIL | NIL | | NIL | | NIL | NIL |
| 21 | SANTOSH KUMAR | 650 | 0.00 | | NIL | NIL | | NIL | | NIL | NIL |
| 22 | PREMALATHA DIWAKAR | 400 | 0.00 | | NIL | NIL | | NIL | | NIL | NIL |
| 23 | SURESH B MEHTA | 100 | 0.00 | | NIL | NIL | | NIL | | NIL | NIL |
| 24 | VASUDHA HEGDE | 14570 | 0.03 | | NIL | NIL | | NIL | | NIL | NIL |
| 25 | N DEEPIKA | 5000 | 0.01 | | NIL | NIL | | NIL | | NIL | NIL |
| 26 | VEENA V DESHPANDE | 5000 | 0.01 | | NIL | NIL | | NIL | | NIL | NIL |
| 27 | CHETAN MEDA | 100000 | 0.23 | | NIL | NIL | | NIL | | NIL | NIL |
| 28 | C S SRINIVAS | 150000 | 0.35 | | NIL | NIL | | NIL | | NIL | NIL |
| 29 | SHIVAJI RAO SUDARSHAN | 50000 | 0.12 | | NIL | NIL | | NIL | | NIL | NIL |
| 30 | SUMIT RATHOR | 100000 | 0.23 | | NIL | NIL | | NIL | | NIL | NIL |
| 31 | B.S RATHOR | 40000 | 0.09 | | NIL | NIL | | NIL | | NIL | NIL |
| 32 | SUDHEER KRISHNA SWAMY | 1000000 | 2.31 | | NIL | NIL | | NIL | | NIL | NIL |
| 33 | MADURA N BHAT | 7726550 | 17.88 | | NIL | NIL | | NIL | | NIL | NIL |
| 34 | G.S.RAVI | 350000 | 0.81 | | NIL | NIL | | NIL | | NIL | NIL |
| 35 | K NARAYAN BHAT | 3092050 | 7.16 | | NIL | NIL | | NIL | | NIL | NIL |
| 36 | POORNIMA BHAT | 3850 | 0.01 | | NIL | NIL | | NIL | | NIL | NIL |
| 37 | SHEETAL BHAT | 53350 | 0.12 | | NIL | NIL | | NIL | | NIL | NIL |
| 38 | SRIPAD RAO | 96365 | 0.22 | | NIL | NIL | | NIL | | NIL | NIL |
| 39 | MANORAMA I BHAT | 245 | 0.00 | | NIL | NIL | | NIL | | NIL | NIL |
| 40 | SHOBHA N SHASTRY | 23880 | 0.06 | | NIL | NIL | | NIL | | NIL | NIL |



NANASTE EXPORTS LIMITED
 "NANASTE EXPORTS",
 Villal Nagar, Chamaraipet,
 BANGALORE-560 018, INDIA

| Sr. No. | Name of the shareholder | Details of Shares held | | Encumbered shares (*) | | | Details of warrants | | Details of convertible securities | | Total shares (including underlying shares assuming full conversion of warrants and convertible securities) as a % of diluted share capital |
|--------------|-------------------------|------------------------|-----------------------------------|-----------------------|-----------------|--|-------------------------|---|---------------------------------------|---|--|
| | | Number of shares held | As a % of grand total (A)+(B)+(C) | No. | As a percentage | As a % of grand total (A)+(B)+(C) of sub-clause (I)(a) | Number of warrants held | As a % total number of warrants of the same class | Number of convertible securities held | As a % total number of convertible securities of the same class | |
| 41 | K VISHAL BHAT | 2149650 | 4.97 | | NIL | NIL | | NIL | | NIL | NIL |
| 42 | K VINOD BHAT | 1484700 | 3.44 | | NIL | NIL | | NIL | | NIL | NIL |
| 43 | K VIKAS BHAT | 2037170 | 4.71 | | NIL | NIL | | NIL | | NIL | NIL |
| 44 | SULOCHANA S RAO | 50115 | 0.12 | | NIL | NIL | | NIL | | NIL | NIL |
| 45 | C M N SHASTRY | 11880 | 0.03 | | NIL | NIL | | NIL | | NIL | NIL |
| 46 | M NAGBHUSHAN RAO | 2300 | 0.01 | | NIL | NIL | | NIL | | NIL | NIL |
| 47 | M N RATHNAVATHI | 6700 | 0.02 | | NIL | NIL | | NIL | | NIL | NIL |
| 48 | SAVITHRI | 880 | 0.00 | | NIL | NIL | | NIL | | NIL | NIL |
| 49 | VANAJAKSHI | 6700 | 0.02 | | NIL | NIL | | NIL | | NIL | NIL |
| 50 | PRABHAKAR RAO | 6700 | 0.02 | | NIL | NIL | | NIL | | NIL | NIL |
| 51 | BHARATHI BHAT | 900 | 0.00 | | NIL | NIL | | NIL | | NIL | NIL |
| 52 | VINITHA M | 13450 | 0.03 | | NIL | NIL | | NIL | | NIL | NIL |
| 53 | SREENIVASA MURTHY | 1448600 | 3.35 | | NIL | NIL | | NIL | | NIL | NIL |
| 54 | SHANTHA RAO | 650 | 0.00 | | NIL | NIL | | NIL | | NIL | NIL |
| 55 | SADASHIVA | 100 | 0.00 | | NIL | NIL | | NIL | | NIL | NIL |
| 56 | SHARADAMMA | 2280000 | 5.28 | | NIL | NIL | | NIL | | NIL | NIL |
| 57 | KHANDIGE HERBS | 300000 | 0.69 | | NIL | NIL | | NIL | | NIL | NIL |
| 58 | K.ISHWAR BHAT | 200 | 0.00 | | NIL | NIL | | NIL | | NIL | NIL |
| TOTAL | | 22733565 | 52.61 | | NIL | NIL | | NIL | | NIL | NIL |

(*) The term "encumbrance" has the same meaning as assigned to it in regulation 28(3) of the SAST Regulations, 2011



(I)(c)(i) **Statement showing holding of securities (including shares, warrants, convertible securities) of persons belonging to the category "Public" and holding more than 1% of the total number of shares**

| Sr. No. | Name of the shareholder | Number of shares held | Shares as a percentage of total number of shares (i.e., Grand Total (A)+(B)+(C) indicated in Statement at para (I)(a) above} | Details of warrants | | Details of convertible securities | | Total shares (including underlying shares assuming full conversion of warrants and convertible securities) as a % of diluted share capital |
|--------------|---|-----------------------|--|-------------------------|---|---------------------------------------|--|--|
| | | | | Number of warrants held | As a % total number of warrants of the same class | Number of convertible securities held | % w.r.t total number of convertible securities of the same class | |
| 1 | AASIA Management Consultancy Ltd., JTI: Hinduja Properties Development Ltd., | 500000 | 1.16 | | NIL | NIL | NIL | NIL |
| 2 | Karnataka State Industrial Investment & Development Corporation | 660000 | 1.53 | | NIL | NIL | NIL | NIL |
| 3 | SASF(IDBI) | 2051200 | 4.75 | | NIL | NIL | NIL | NIL |
| 4 | MNS Exports P.Ltd | 3865000 | 8.94 | | NIL | NIL | NIL | NIL |
| 5 | N P Properties Pvt Ltd | 1380000 | 3.19 | | NIL | NIL | NIL | NIL |
| 6 | Success Apparels Pvt Ltd | 3330000 | 7.71 | | NIL | NIL | NIL | NIL |
| 7 | State Bank of India | 3987850 | 9.23 | | NIL | NIL | NIL | NIL |
| 8 | Canara Bank | 1267500 | 2.93 | | NIL | NIL | NIL | NIL |
| TOTAL | | 17041550 | 39.44 | | NIL | NIL | NIL | NIL |



NAMASTE EXPORTS LIMITED
"NAMASTE COMPLEX," 21/2,
Vittal Nagar, Channarayana,
BANGALORE-560 018, INDIA

(I)(c)(ii) Statement showing holding of securities (including shares, warrants, convertible securities) of persons (together with PAC) belonging to the category "Public" and holding more than 5% of the total number of shares of the company

| Sr. No. | Name(s) of the shareholder(s) and the Persons Acting in Concert (PAC) with them | Number of shares | Shares as a percentage of total number of shares [i.e., Grand Total (A)+(B)+(C) indicated in Statement at para (I)(a) above] | Details of warrants | | Details of convertible securities | | Total shares (including underlying shares assuming full conversion of warrants and convertible securities) as a % of diluted share capital |
|--------------|---|------------------|--|---------------------|---|---------------------------------------|--|--|
| | | | | Number of warrants | As a % total number of warrants of the same class | Number of convertible securities held | % w.r.t total number of convertible securities of the same class | |
| 1 | MNS Exports P.Ltd | 3865000 | 8.94 | | NIL | NIL | NIL | NIL |
| 2 | Success Apparels Pvt Ltd | 3330000 | 7.71 | | NIL | NIL | NIL | NIL |
| 3 | State Bank of India | 3987850 | 9.23 | | NIL | NIL | NIL | NIL |
| | | | | | | | | |
| TOTAL | | 11182850 | 25.88 | | NIL | NIL | NIL | NIL |



NAMASTE EXPORTS LIMITED

INCORPORATED IN INDIA
REGD. OFFICE: 10/1, 11/2,
V. V. ROAD, CHITRAKOOT, CHITRAKOOT,
PONDICHERRY-605 008, INDIA

(I)(d) Statement showing details of locked-in shares

| Sr. No. | Name of the shareholder | Number of locked-in shares | Locked-in shares as a percentage of total number of shares {i.e., Grand Total (A)+(B)+(C) indicated in Statement at para (I)(a) above} |
|--------------|-------------------------|----------------------------|--|
| 1 | NIL | NIL | NIL |
| TOTAL | | NIL | NIL |



NAMASTE EXPORTS LIMITED
"NAMASTE COMPLEX" 23/2,
Vittal Nagar, Channarayana,
BANGALORE-560 018, INDIA

(II)(a) Statement showing details of Depository Receipts (DRs)

| Sr. No. | Type of outstanding DR (ADRs, GDRs, SDRs, etc.) | Number of outstanding DRs | Number of shares underlying outstanding DRs | Shares underlying outstanding DRs as a percentage of total number of shares {i.e., Grand Total (A)+(B)+(C) indicated in Statement at para (I)(a) above} |
|--------------|--|------------------------------|--|--|
| 1 | NIL | NIL | NIL | NIL |
| TOTAL | | NIL | NIL | NIL |



(II)(b) Statement showing holding of Depository Receipts (DRs), where underlying shares held by "promoter/promoter group" are in excess of 1% of the total number of shares

| Sr. No. | Name of the DR Holder | Type of outstanding DR (ADRs, GDRs, SDRs, etc.) | Number of shares underlying outstanding DRs | Shares underlying outstanding DRs as a percentage of total number of shares {i.e., Grand Total (A)+(B)+(C) indicated in Statement at para (I)(a) above} |
|--------------|-----------------------|---|---|---|
| 1 | NIL | NIL | NIL | NIL |
| TOTAL | | | NIL | NIL |

