

**NAMASTE EXPORTS LIMITED**  
21/2, Vittalnagar, Chamarajpet,  
BANGALORE-560 018, INDIA

Introductory sub-table (I)(a)

<b>Name of the Company: NAMASTE EXPORTS LIMITED</b>			
<b>Scrip Code, Name of the scrip, class of security: 526059</b>			
<b>Quarter ended: 30/09/2014</b>			
<b>Partly paid-up shares:-</b>			
	<b>No. of partly paid-up shares</b>	<b>As a % of total no. of partly paid-up shares</b>	<b>As a % of total no. of shares of the company</b>
Held by promoter/promoter group	0	0	0
Held by public	0	0	0
<b>Total</b>	<b>0</b>	<b>0</b>	<b>0</b>
<b>Outstanding convertible securities:-</b>			
	<b>No. of outstanding securities</b>	<b>As a % of total no. of outstanding convertible securities</b>	<b>As a % of total no. of shares of the company, assuming full conversion of the convertible securities</b>
Held by promoter/promoter group	0	0	0
Held by public	0	0	0
<b>Total</b>	<b>0</b>	<b>0</b>	<b>0</b>
<b>Warrants:-</b>			
	<b>No. of warrants</b>	<b>As a % of total no. of warrants</b>	<b>As a % of total no. of shares of the company, assuming full conversion of warrants</b>
Held by promoter/promoter group	0	0	0
Held by public	0	0	0
<b>Total</b>	<b>0</b>	<b>0</b>	<b>0</b>
<b>Total paid-up capital of the company, assuming full conversion of warrants and convertible securities</b>		<b>139342430</b>	

For Namaste Exports Limited

  
**Director**

Statement Showing Shareholding Pattern								
Category code	Category of Shareholder	Number of Shareholders	Table (I)(a)		Total shareholding as a percentage of total number of shares		Shares Pledged or otherwise encumbered	
			Total number of shares	Number of shares held in dematerialized form	As a percentage of (A+B) <sup>1</sup>	As a percentage of (A+B+C)	Number of shares	As a percentage (IX)= (VIII)/(IV)*100
(I)	(II)	(III)	(IV)	(V)	(VI)	(VII)	(VIII)	(IX)= (VIII)/(IV)*100
<b>(A)</b>	<b>Shareholding of Promoter and Promoter Group<sup>2</sup></b>							
<b>1</b>	<b>Indian</b>							
(a)	Individuals/ Hindu Undivided Family	58	122733565	14705	88.08	88.08	0	0.00
(b)	Central Government/ State Government(s)				0.00	0.00	0	0.00
(c)	Bodies Corporate				0.00	0.00	0	0.00
(d)	Financial Institutions/ Banks				0.00	0.00	0	0.00
(e)	Any Others(Specify)				0.00	0.00	0	0.00
(e-i)					0.00	0.00	0	0.00
(e-ii)					0.00	0.00	0	0.00
	<b>Sub Total(A)(1)</b>	<b>58</b>	<b>122733565</b>	<b>14705</b>	<b>88.08</b>	<b>88.08</b>	<b>0</b>	<b>0.00</b>
<b>2</b>	<b>Foreign</b>							
a	Individuals (Non-Residents Individuals/ Foreign Individuals)				0.00	0.00	0	0.00
b	Bodies Corporate				0.00	0.00	0	0.00
c	Institutions				0.00	0.00	0	0.00
d	Qualified Foreign Investor				0.00	0.00	0	0.00
e	Any Others(Specify)				0.00	0.00	0	0.00
e-i					0.00	0.00	0	0.00
e-ii								
	<b>Sub Total(A)(2)</b>	<b>0</b>	<b>0</b>	<b>0</b>	<b>0.00</b>	<b>0.00</b>	<b>0</b>	<b>0.00</b>
	<b>Total Shareholding of</b>	<b>58</b>	<b>122733565</b>	<b>14705</b>	<b>88.08</b>	<b>88.08</b>	<b>0</b>	<b>0.00</b>
<b>(B)</b>	<b>Public shareholding</b>							
<b>1</b>	<b>Institutions</b>							
(a)	Mutual Funds/ UTI	9	33200	0	0.02	0.02	0	0.00
(b)	Financial Institutions / Banks	9	5678050	100000	4.07	4.07	0	0.00
(c)	Central Government/ State Government(s)	1	2051200	0	1.47	1.47	0	0.00
(d)	Venture Capital Funds				0.00	0.00	0	0.00
(e)	Insurance Companies				0.00	0.00	0	0.00
(f)	Foreign Institutional Investors				0.00	0.00	0	0.00




Category code	Category of Shareholder	Number of Shareholders	Total number of shares	Number of shares held in dematerialized form	Total shareholding as a percentage of total number of shares		Shares Pledged or otherwise encumbered	
					As a percentage of(A+B) <sup>1</sup>	As a percentage of (A+B+C)	Number of shares	As a percentage
(g)	Foreign Venture Capital Investors				0.00	0.00	0	0.00
(h)	Qualified Foreign Investor				0.00	0.00	0	0.00
(i)	Any Other (specify)				0.00	0.00	0	0.00
(i-ii)	Foreign FI/Banks	1	4500	4500	0.00	0.00	0	0.00
(i-ii)								
	<b>Sub-Total (B)(1)</b>	<b>20</b>	<b>7766950</b>	<b>104500</b>	<b>5.57</b>	<b>5.57</b>	<b>0</b>	<b>0.00</b>
							<b>0</b>	<b>0.00</b>
<b>B 2</b>	<b>Non-institutions</b>						<b>0</b>	<b>0.00</b>
(a)	Bodies Corporate	127	5491850	528600	3.94	3.94	0	0.00
(b)	Individuals				0.00	0.00	0	0.00
I	Individuals -i. Individual shareholders holding nominal share capital up to Rs 1 lakh	11784	2812827	822132	2.02	2.02	0	0.00
II	ii. Individual shareholders holding nominal share capital in excess of Rs. 1 lakh.	9	509900	45100	0.37	0.37	0	0.00
(c)	Qualified Foreign Investor				0.00	0.00	0	0.00
(d)	Any Other (specify): Hindu Undivided families	28	5403	5403	0.00	0.00	0	0.00
(d-i)	NRI+OCB	25	21935	2175	0.02	0.02	0	0.00
(d-ii)							<b>0</b>	<b>0.00</b>
	<b>Sub-Total (B)(2)</b>	<b>11973</b>	<b>8841915</b>	<b>1403410</b>	<b>6.35</b>	<b>6.35</b>	<b>0</b>	<b>0.00</b>
<b>(B)</b>	<b>Tota Public Shareholding (B)= (B)(1)+(B)(2)</b>	<b>11993</b>	<b>16608865</b>	<b>1507910</b>	<b>11.92</b>	<b>11.92</b>	<b>0</b>	<b>0.00</b>
							<b>0</b>	<b>0.00</b>
	<b>TOTAL (A)+(B)</b>	<b>12051</b>	<b>139342430</b>	<b>1522615</b>	<b>100.00</b>	<b>100.00</b>	<b>0</b>	<b>0.00</b>
<b>(C)</b>	<b>Shares held by Custodians and against which Depository Receipts have been issued</b>							
1	Promoter and Promoter Group	0	0	0		0.00	0	0.00
2	Public	0	0	0		0.00	0	0.00
	<b>Sub-Total (C)</b>	<b>0</b>	<b>0</b>	<b>0</b>		<b>0</b>	<b>0</b>	<b>0.00</b>
	<b>GRAND TOTAL (A)+(B)</b>	<b>12051</b>	<b>139342430</b>	<b>1522615</b>		<b>100.00</b>	<b>0</b>	<b>0.00</b>

For Namaste Exports Limited

  
Director

Sr.No	Notes
1	
2	
3	
4	
5	
6	
7	
8	
9	

NIL





(I)(b) Statement showing holding of securities (including shares, warrants, convertible securities) of persons belonging to the category "Promoter and Promoter Group"


Sr. No.	Name of the shareholder	Details of Shares held		Encumbered shares (*)			Details of warrants		Details of convertible securities		Total shares (including underlying shares assuming full conversion of warrants and convertible securities) as a % of diluted share capital
		Number of shares held	As a % of grand total (A)+(B)+(C)	No.	As a percentage	As a % of grand total (A)+(B)+(C) of sub-clause (I)(a)	Number of warrants held	As a % total number of warrants of the same class	Number of convertible securities held	As a % total number of convertible securities of the same class	
(i)	(ii)	(iii)	(iv)	(v)	(vi)=(v)/(iii)*100	(vii)	(viii)	(ix)	(x)	(xi)	(xii)
1	H S DWARAKNATH	8050	0.01		NIL	NIL		NIL		NIL	NIL
2	RAJALAKSHMI G K AYYA	1010	0.00		NIL	NIL		NIL		NIL	NIL
3	MEERA KESHAV	10110	0.01		NIL	NIL		NIL		NIL	NIL
4	MUNEEM ATHER	1980	0.00		NIL	NIL		NIL		NIL	NIL
5	PREMA LATHA	21880	0.02		NIL	NIL		NIL		NIL	NIL
6	A T PICARDO	21180	0.02		NIL	NIL		NIL		NIL	NIL
7	CM DIWAKAR SHASTRY	21880	0.02		NIL	NIL		NIL		NIL	NIL
8	ASHOKA HEGDE	2860	0.00		NIL	NIL		NIL		NIL	NIL
9	SHAILAJA HEGDE	7260	0.01		NIL	NIL		NIL		NIL	NIL
10	M V NAGESH	1300	0.00		NIL	NIL		NIL		NIL	NIL
11	SRINATH	1300	0.00		NIL	NIL		NIL		NIL	NIL
12	JAGADISH HEGDE	1300	0.00		NIL	NIL		NIL		NIL	NIL
13	BHARATHESH KHANDIGE	13450	0.01		NIL	NIL		NIL		NIL	NIL
14	VANI SHASTRY	1000	0.00		NIL	NIL		NIL		NIL	NIL
15	RAMA SHASTRY	1000	0.00		NIL	NIL		NIL		NIL	NIL
16	M V SRIDHAR RAO	4950650	3.55		NIL	NIL		NIL		NIL	NIL
17	LALITHA HEGDE	1300	0.00		NIL	NIL		NIL		NIL	NIL
18	SATHEESH KHANDIGE	2650	0.00		NIL	NIL		NIL		NIL	NIL
19	SUNDERESHA A S	650	0.00		NIL	NIL		NIL		NIL	NIL
20	NARASIMHAN	50	0.00		NIL	NIL		NIL		NIL	NIL
21	SANTOSH KUMAR	650	0.00		NIL	NIL		NIL		NIL	NIL
22	PREMALATHA DIWAKAR	400	0.00		NIL	NIL		NIL		NIL	NIL
23	SURESH B MEHTA	100	0.00		NIL	NIL		NIL		NIL	NIL
24	VASUDHA HEGDE	14570	0.01		NIL	NIL		NIL		NIL	NIL
25	N DEEPIKA	5000	0.00		NIL	NIL		NIL		NIL	NIL
26	VEENA V DESHPANDE	5000	0.00		NIL	NIL		NIL		NIL	NIL
27	CHETAN MEDA	100000	0.07		NIL	NIL		NIL		NIL	NIL
28	C S SRINIVAS	150000	0.11		NIL	NIL		NIL		NIL	NIL
29	SHIVAJI RAO SUDARSHAN	50000	0.04		NIL	NIL		NIL		NIL	NIL
30	SUMIT RATHOR	100000	0.07		NIL	NIL		NIL		NIL	NIL
31	B S RATHOR	40000	0.03		NIL	NIL		NIL		NIL	NIL
32	SUDHEER KRISHNA SWAMY	1000000	0.72		NIL	NIL		NIL		NIL	NIL
33	MADURA N BHAT	37726550	27.07		NIL	NIL		NIL		NIL	NIL
34	G.S.RAVI	350000	0.25		NIL	NIL		NIL		NIL	NIL
35	K NARAYAN BHAT	3092050	2.22		NIL	NIL		NIL		NIL	NIL
36	POORNIMA BHAT	3850	0.00		NIL	NIL		NIL		NIL	NIL
37	SHEETAL BHAT	53350	0.04		NIL	NIL		NIL		NIL	NIL
38	SRIPAD RAO	20096365	14.42		NIL	NIL		NIL		NIL	NIL
39	MANORAMA I BHAT	245	0.00		NIL	NIL		NIL		NIL	NIL
40	SHOBHA N SHASTRY	23880	0.02		NIL	NIL		NIL		NIL	NIL



Sr. No.	Name of the shareholder	Details of Shares held		Encumbered shares (*)			Details of warrants		Details of convertible securities		Total shares (including underlying shares assuming full conversion of warrants and convertible securities) as a % of diluted share capital
		Number of shares held	As a % of grand total (A)+(B)+(C)	No.	As a percentage	As a % of grand total (A)+(B)+(C) of sub-clause (I)(a)	Number of warrants held	As a % total number of warrants of the same class	Number of convertible securities held	As a % total number of convertible securities of the same class	
41	K VISHAL BHAT	2149650	1.54		NIL	NIL		NIL		NIL	NIL
42	K VINOD BHAT	1484700	1.07		NIL	NIL		NIL		NIL	NIL
43	K VIKAS BHAT	2037170	1.46		NIL	NIL		NIL		NIL	NIL
44	SULOCHANA S RAO	50115	0.04		NIL	NIL		NIL		NIL	NIL
45	C M N SHASTRY	11880	0.01		NIL	NIL		NIL		NIL	NIL
46	M NAGBHUSHAN RAO	2300	0.00		NIL	NIL		NIL		NIL	NIL
47	M N RATHNAVATHI	6700	0.00		NIL	NIL		NIL		NIL	NIL
48	SAVITHRI	880	0.00		NIL	NIL		NIL		NIL	NIL
49	VANAJAKSHI	10056700	7.22		NIL	NIL		NIL		NIL	NIL
50	PRABHAKAR RAO	12006700	8.62		NIL	NIL		NIL		NIL	NIL
51	BHARATHI BHAT	900	0.00		NIL	NIL		NIL		NIL	NIL
52	VINITHA M	3013450	2.16		NIL	NIL		NIL		NIL	NIL
53	SREENIVASA MURTHY	21448600	15.39		NIL	NIL		NIL		NIL	NIL
54	SHANTHA RAO	650	0.00		NIL	NIL		NIL		NIL	NIL
55	SADASHIVA	100	0.00		NIL	NIL		NIL		NIL	NIL
56	SHARADAMMA	2280000	1.64		NIL	NIL		NIL		NIL	NIL
57	KHANDIGE HERBS	300000	0.22		NIL	NIL		NIL		NIL	NIL
58	K ISHWAR BHAT	200	0.00		NIL	NIL		NIL		NIL	NIL
<b>TOTAL</b>		<b>122733565</b>	<b>88.08</b>		<b>NIL</b>	<b>NIL</b>		<b>NIL</b>		<b>NIL</b>	<b>NIL</b>

(\*) The term "encumbrance" has the same meaning as assigned to it in regulation 28(3) of the SAST Regulations, 2011

For Namaste Exports Limited



Director

(I)(c)(i) Statement showing holding of securities (including shares, warrants, convertible securities) of persons belonging to the category "Public" and holding more than 1% of the total number of shares

Sr. No.	Name of the shareholder	Number of shares held	Shares as a percentage of total number of shares {i.e., Grand Total (A)+(B)+(C) indicated in Statement at para (I)(a) above}	Details of warrants		Details of convertible securities		Total shares (including underlying shares assuming full conversion of warrants and convertible securities) as a % of diluted share capital
				Number of warrants held	As a % total number of warrants of the same class	Number of convertible securities held	% w.r.t total number of convertible securities of the same class	
1	SASF(IDBI)	2051200	1.47		NIL	NIL	NIL	NIL
2	MNS Exports P.Ltd	3865000	2.77		NIL	NIL	NIL	NIL
3	State Bank of India	3987850	2.86		NIL	NIL	NIL	NIL
<b>TOTAL</b>		<b>9904050</b>	<b>7.10</b>		<b>NIL</b>	<b>NIL</b>	<b>NIL</b>	<b>NIL</b>



**(I)(c)(ii) Statement showing holding of securities (including shares, warrants, convertible securities) of persons (together with PAC) belonging to the category "Public" and holding more than 5% of the total number of shares of the company**


Sr. No.	Name(s) of the shareholder(s) and the Persons Acting in Concert (PAC) with them	Number of shares	Shares as a percentage of total number of shares (i.e., Grand Total (A)+(B)+(C) indicated in Statement at para (I)(a) above)	Details of warrants		Details of convertible securities		Total shares (including underlying shares assuming full conversion of warrants and convertible securities) as a % of diluted share capital
				Number of warrants	As a % total number of warrants of the same class	Number of convertible securities held	% w.r.t total number of convertible securities of the same class	
		NIL	NIL		NIL	NIL	NIL	NIL
<b>TOTAL</b>		<b>0</b>	<b>0.00</b>		<b>NIL</b>	<b>NIL</b>	<b>NIL</b>	<b>NIL</b>





(I)(d) Statement showing details of locked-in shares

Sr. No.	Name of the shareholder	Number of locked-in shares	Locked-in shares as a percentage of total number of shares {i.e., Grand Total (A)+(B)+(C) indicated in Statement at para (I)(a) above}
1	NIL	NIL	NIL
<b>TOTAL</b>		<b>NIL</b>	<b>NIL</b>



(II)(a) Statement showing details of Depository Receipts (DRs)

Sr. No.	Type of outstanding DR (ADRs, GDRs, SDRs, etc.)	Number of outstanding DRs	Number of shares underlying outstanding DRs	Shares underlying outstanding DRs as a percentage of total number of shares {i.e., Grand Total (A)+(B)+(C) indicated in Statement at para (I)(a) above}
1	NIL	NIL	NIL	NIL
<b>TOTAL</b>		<b>NIL</b>	<b>NIL</b>	<b>NIL</b>



(II)(b) Statement showing holding of Depository Receipts (DRs), where underlying shares held by "promoter/promoter group" are in excess of 1% of the total number of shares

Sr. No.	Name of the DR Holder	Type of outstanding DR (ADRs, GDRs, SDRs, etc.)	Number of shares underlying outstanding DRs	Shares underlying outstanding DRs as a percentage of total number of shares (i.e., Grand Total (A)+(B)+(C) indicated in Statement at para (I)(a) above)
1	NIL	NIL	NIL	NIL
<b>TOTAL</b>			<b>NIL</b>	<b>NIL</b>

